

melita

Powered by Android TV™



Model: DV8955-C

Quick Reference Guide

Please read the user manual before operating the TV box


Safety instructions



- Presence of live parts inside the device!
Do not open. Risk of electric shock!
- TV Box is property of Melita and should only be repaired by Melita Ltd.
- Place the device on a flat, firm and stable surface.
Do not put it on a carpet or rug.
- Place the device in a well-ventilated area to prevent the accumulation of internal heat.
- Protect the device from high temperatures, humidity, water and dust.
- Do not place any objects near your device that may damage it (e.g. liquid-filled objects or candles).
- Do not mix old and new batteries and Do not mix alkaline, standard (carbon-zinc) or rechargeable (ni-cab, ni-mh, etc.) batteries for the remote.

Accessory list

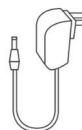
You should find the following accessories:




TV Box



Remote Control



1 Power Adapter



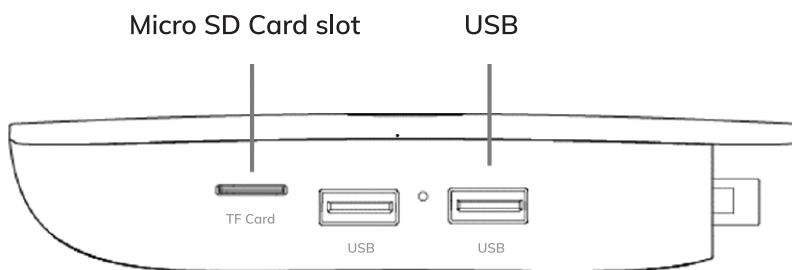
1 HDMI Cable



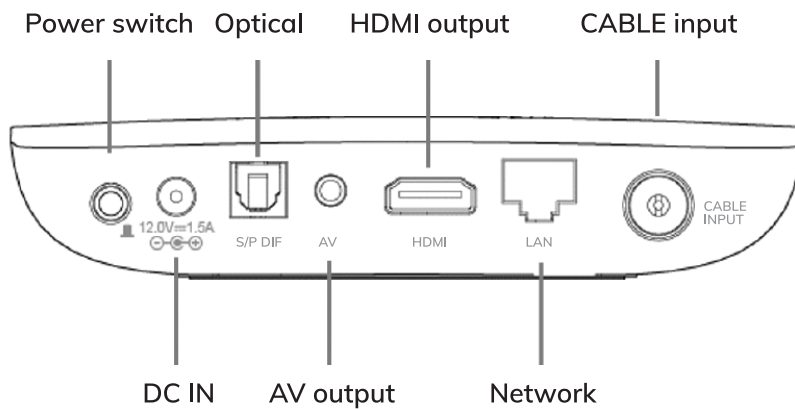
User Manual

This is how the TV Box looks

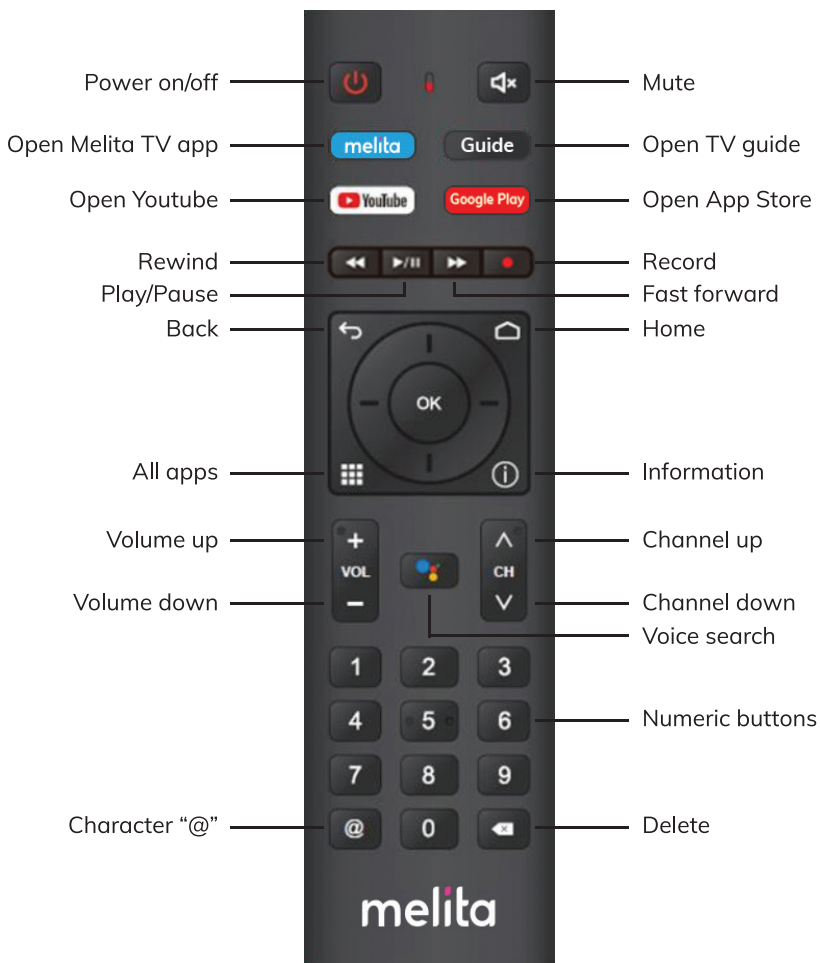
- Side Panel



- Back Panel



The Remote Control



To link your remote control to your Melita TV box you need to:

Step 1. Bring the remote control close to the Melita Set Top Box (within 20cm)

Step 2. Press **OK** and **VOL –** buttons at the same time for 30 seconds.

You will see a message Linked successfully. You're all set!

Google, Android, YouTube, Android TV and other marks are trademarks of Google LLC.

Note: Please make sure all equipment is switched off before connecting.

Setting up your Melita TV box

Troubleshooting

No display after power on?

Check that your device is connected to the TV and choose the correct HDMI from your TV.

TV has images but no sound?

Make sure your TV is not on mute and volume is up. If problem persists go to A/V setting menu and select the appropriate sound channel and language.

Fail to connect to the network?

Check that the Ethernet cable is connected properly. If you are connecting via Wi-Fi check that you have a WiFi connection and that the signal is strong.

Remote control failure?

Replace your remote control batteries with new ones, and make sure it is within the range of the TV box.